

WORKBOOK

THE CONFIDENCE BLUEPRINT



Introduction

Welcome to this interactive workbook, designed to help you apply essential concepts and strategies to build unshakable confidence as an entrepreneur. Through a variety of exercises, reflections, and activities, you'll develop the skills and mindset necessary for entrepreneurial success, turning theory into actionable practice.

Learning Objectives

By the end of this workbook, you will be able to:

1. **Identify** and **challenge limiting beliefs** that hinder your entrepreneurial progress
2. Set **SMART goals** and create effective **action plans** for your business
3. Develop **positive habits** that support your entrepreneurial journey
4. Implement advanced **stress management** techniques for **peak performance**
5. Create a **personalized strategy** for maintaining **physical health** as an entrepreneur

Let's begin unleashing your entrepreneurial potential!

Section 1: Understanding and Overcoming Limiting Beliefs

Exercise 1.1: Identifying Your Limiting Beliefs

Instructions: Take 10 minutes to write down all the thoughts that come to mind when you consider your entrepreneurial journey, especially the negative or doubtful ones. After the time is up, review your list and circle the statements that feel like they're holding you back or limiting your potential.

[Provide space for writing]

Exercise 1.2: Challenging Limiting Beliefs

Instructions: Choose one of the limiting beliefs you identified in Exercise 1.1. Use the following questions to challenge and reframe this belief:

1. What evidence supports this belief?
2. What evidence contradicts this belief?
3. How does this belief affect your actions and decisions?
4. What would be a more balanced or empowering belief?

Limiting Belief: _____

Evidence supporting this belief:

Evidence contradicting this belief:

How this belief affects my actions and decisions:

A more balanced or empowering belief:

Exercise 1.3: Creating Positive Affirmations

Instructions: Based on the more empowering belief you developed in Exercise 1.2, create a positive affirmation. Remember to make it personal, specific, present-tense, positive, and action-oriented.

My positive affirmation:

Exercise 1.4: Visualization Exercise

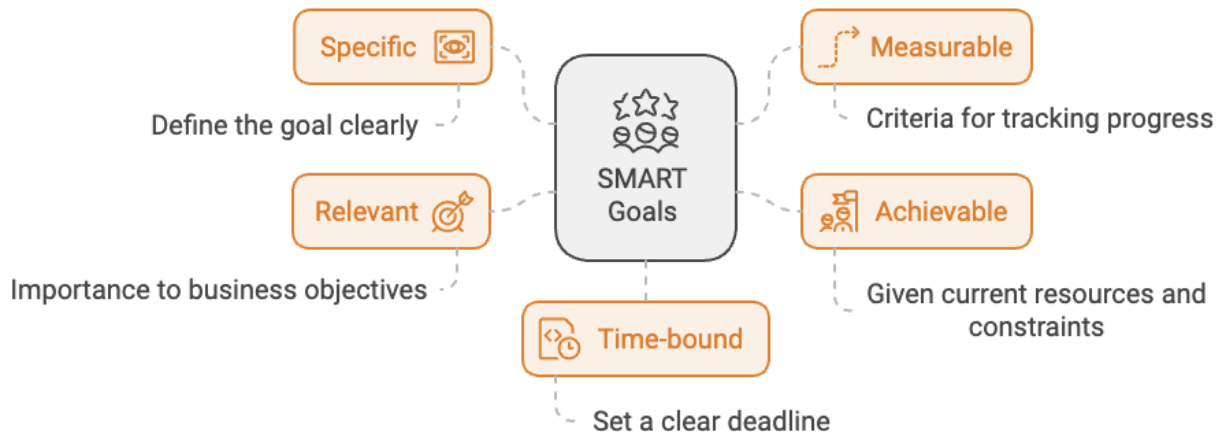
Instructions: Close your eyes and spend 5 minutes visualizing yourself as a successful entrepreneur who has overcome your limiting beliefs. What do you see, hear, and feel? After the visualization, write down your experience.

[Provide space for writing]

Section 2: Setting SMART Goals

Exercise 2.1: Creating SMART Goals

Instructions: Think about a significant goal you have for your business. Use the SMART framework to refine this goal.



Specific: What exactly do you want to achieve?

Measurable: How will you know when you've achieved it?

Achievable: Is this goal realistic given your current resources and constraints?

Relevant: How does this goal align with your overall business strategy?

Time-bound: When do you want to achieve this goal?

Now, rewrite your goal as a SMART goal:

Exercise 2.2: Breaking Down Your SMART Goal

Instructions: Take the SMART goal you created in Exercise 2.1 and break it down into smaller, actionable steps or micro-goals.

SMART Goal: _____

Micro-goals:

1. _____
2. _____
3. _____
4. _____
5. _____

Exercise 2.3: Creating a Goal Achievement Plan

Instructions: For each micro-goal, identify potential obstacles and strategies to overcome them.

Micro-goal	Potential Obstacles	Strategies to Overcome

Exercise 2.4: Visualizing Goal Achievement

Instructions: Take a moment to visualize yourself achieving your SMART goal. What does success look like? How do you feel? Write a brief description of your visualization.

[Provide space for writing]

Section 3: Building Positive Habits

Exercise 3.1: Identifying Keystone Habits

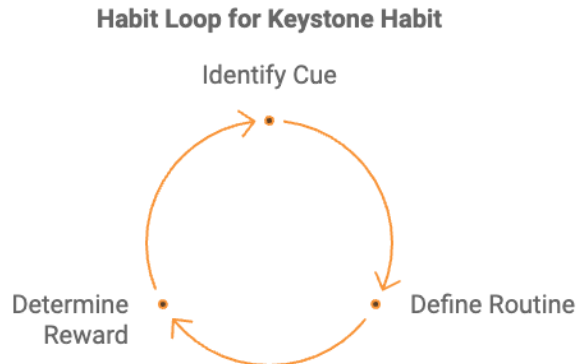
Instructions: Reflect on your daily routines and identify 2-3 potential keystone habits that could have a positive ripple effect on other areas of your life and business.

Potential keystone habits:

1. _____
2. _____
3. _____

Exercise 3.2: Designing a Habit Loop

Instructions: Choose one of the keystone habits you identified in Exercise 3.1. Design a habit loop for this habit using the following framework.



Habit: _____

Cue (trigger for the habit): _____

Routine (the habit itself): _____

Reward (benefit gained): _____

Exercise 3.3: Habit Stacking

Instructions: Create a habit stack by linking a new habit to an existing one. Use the following format:

After I [CURRENT HABIT], I will [NEW HABIT].

Example: After I pour my morning coffee, I will review my to-do list for the day.

Your habit stack:

After I _____, I will _____.

Exercise 3.4: Environmental Design for Habit Formation

Instructions: Think about a habit you want to develop. How can you design your environment to make this habit easier to perform? Consider the following aspects:

Make it obvious: _____

Make it easy: _____

Make it satisfying: _____

Section 4: Stress Management Strategies

Exercise 4.1: Mindfulness Meditation Practice

Instructions: Set a timer for 5 minutes. Close your eyes and focus on your breath. When your mind wanders, gently bring your attention back to your breath. After the practice, reflect on your experience.

Reflection:

Exercise 4.2: Time-Blocking Exercise

Instructions: Plan out your ideal workday using time-blocking. Allocate specific time blocks for your most important tasks, including breaks and buffer time for unexpected issues.



[Provide a template for a daily schedule with time blocks]

Exercise 4.3: Delegation Assessment

Instructions: List 5 tasks that you currently do but could potentially delegate. For each task, identify who could take it on and what resources they would need.

Task	Potential Delegate	Resources Needed

Task	Potential Delegate	Resources Needed

Exercise 4.4: Building Resilience

Instructions: Create a personal resilience plan by answering the following questions:

1. What are your go-to stress management techniques?

2. Who is in your support network?

3. How do you maintain your physical health?

4.

What helps you maintain perspective during challenges?

Section 5: Maintaining Physical Health

Exercise 5.1: Nutrition Audit

Instructions: Keep a food diary for three days, noting everything you eat and drink. After three days, review your diary and answer the following questions:

1. Are you getting enough protein in each meal?
2. Are you including healthy fats in your diet?
3. Are you choosing complex carbohydrates over simple ones?
4. Are you staying adequately hydrated?

Based on your answers, what changes can you make to improve your nutrition?

[Provide space for writing]

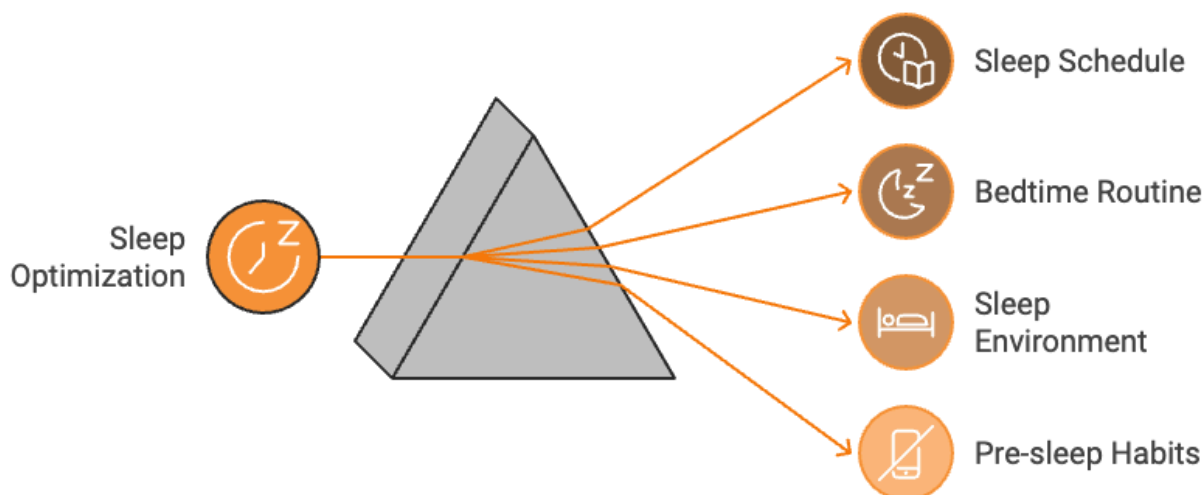
Exercise 5.2: Designing Your Ideal Exercise Routine

Instructions: Create a weekly exercise plan that fits your schedule and preferences. Include a mix of cardio, strength training, and flexibility exercises.

Day	Type of Exercise	Duration
Mon		
Tue		
Wed		
Thu		
Fri		
Sat		
Sun		

Exercise 5.3: Sleep Optimization Plan

Instructions: Assess your current sleep habits and create a plan to optimize your sleep. Consider the following aspects:



Sleep schedule: _____

Bedtime routine: _____

Sleep environment: _____

Pre-sleep habits to avoid: _____

Exercise 5.4: Stress Management Techniques

Instructions: Try each of the following stress management techniques for one week. Rate their effectiveness on a scale of 1-10 and note any observations.

Technique	Effectiveness (1-10)	Observations
Deep breathing		

Technique	Effectiveness (1-10)	Observations
Progressive muscle relaxation		
Outdoor walk		
Mindfulness meditation		

Glossary

- **Limiting Beliefs:** Self-imposed constraints that hold you back from achieving your full potential.
- **SMART Goals:** Goals that are Specific, Measurable, Achievable, Relevant, and Time-bound.
- **Keystone Habits:** Habits that have the power to spark chain reactions that help other good habits take hold.
- **Habit Stacking:** A technique that involves linking a new habit to an existing one.
- **Mindfulness:** The practice of focusing one's attention on the present moment without judgment.
- **Time-Blocking:** A productivity technique that involves dividing your day into blocks of time, each dedicated to accomplishing a specific task or group of tasks.
- **Resilience:** The ability to bounce back from setbacks and adapt to challenging circumstances.

Remember, building entrepreneurial confidence and success is an ongoing journey. Keep practicing these exercises and strategies to continually unleash your entrepreneurial potential.